

















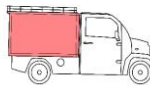







CARGO PLATFORM SPECIFICATIONS

Model Type/Battery	Cargo Box		Refrigerated Box		Flat Bed		Tipper		Pickup	
	23.04 kWh	11.52 kWh	23.04 kWh	NA	23.04 kWh	11.52 kWh	23.04 kWh	11.52 kWh	23.04 kWh	11.52 kWh
Picture										
Exterior Dimensions L x W x H	1710 × 1450 × 1360 mm		1710 (2260) × 1450 × 1360 mm		-		1700 × 1375 × 1030 (1100) mm (Alloy)		1700 × 1375 × 1030 (1100) mm (Alloy)	
Interior Dimensions L x W x H	1635 × 1420 × 1290 mm		1625 × 1365 × 1275 mm		-		1660 × 1335 × 325 mm (Alloy)		1660 × 1335 × 325 mm (Alloy)	
Payload Capacity **	500 kg	590 kg	380 kg	NA	500 kg	590 kg	500 kg	580 kg	500 kg	580 kg
Volume Capacity & Loading Area	3 m ³		2.8 m ³		2.3 m ²		2.2 m ²		2.2 m ²	
Handles, Locks and others	   1. Exposed Door Locking Bar 2. Hidden Door Lock Bar 3. Door holder hook		   1. Exposed Door Locking Bar 2. Hidden Door Lock Bar 3. Door holder hook		-		  1. Hydraulic cylinder lifting system 2. Toggle latch clamp lock		 1. Toggle latch clamp lock	
Cargo Box Variations (on request only) *	        									
Options	Side door (small/big box) Side roll-up door (small/big box) Low roof cargo box		-		Chequered steel plate cover 		Steel tray on request only		Alloy tray on request only	

* Available on a build-to-order basis and are offered upon request only.

** Payload excludes the driver but includes cargo options. The total permissible cargo weight must not be exceeded.

Technical specifications and data are true and accurate as of the publication date which may differ according to the country of sale and are subject to change without prior notice. Images provided are for illustrative purposes only and may not reflect the actual vehicle or its features. Figures provided are intended for comparability purposes only and should be compared with vehicles tested under the same technical procedures and within a similar weight class. Please check with your dealer for any local specifications.

The electric tipper is equipped with a hand-operated controller located on the driver's side.

CONTACT US

Alex +86 139 6869 9888 | alexwang@jonwayev.com

Shelton +86 188 6292 8261 | sheltonwu@jonwayev.com

Sophie +86 183 6122 7440 | sophieyu@jonwayev.com

Ella +86 198 9583 6240 | ellawang@jonwayev.com

For general inquiry contact us at contact@jonwayev.com

